



ಬೃಹತ್ ಬೆಂಗಳೂರು ಮಹಾನಗರ ಪಾಲಿಕೆ
Bruhat Bengaluru Mahanagara Palike



BBMP COVID-19 WAR ROOM 22.12.2021



ABSTRACT OF COVID-19 CASES IN BENGALURU



	MALE	FEMALE	TRANSGENDER	MALE	FEMALE	TRANSGENDER	TOTAL	
	Last 24 Hours	Last 24 Hours	Last 24 Hours	Cumulative	Cumulative	Cumulative	Last 24 Hours	Cumulative
Positive Cases	116	95	0	7,52,567	5,07,970	155	211	12,60,692
Recovered Cases	96	66	0	7,39,631	4,98,793	149	162	12,38,573
Death Cases	0	0	0	10,363	6,012	4	0	16,379
Total Tests Done	In Last 24 hrs : 27,071					Cumulative : 2,35,28,597		
ACTIVE CASES					5,740			

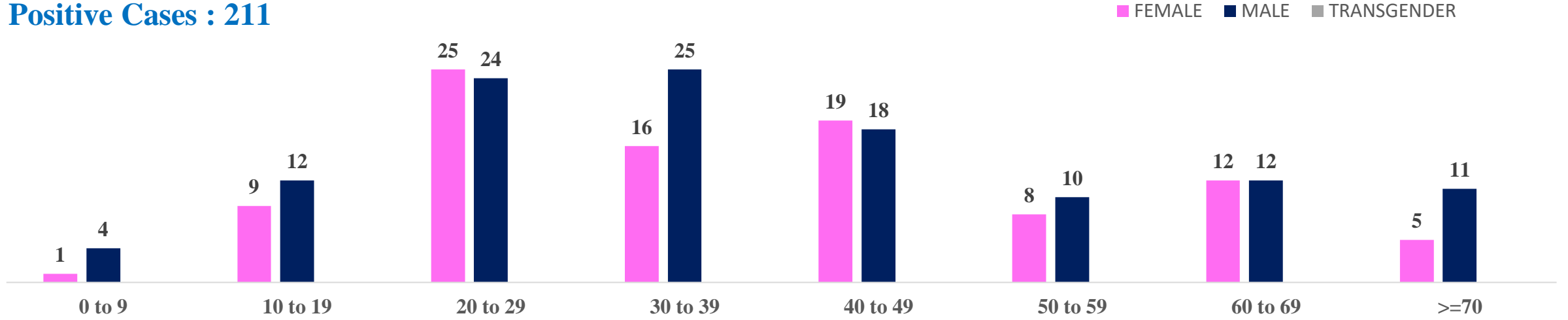
*Covid deaths occurred today : 00 | Covid deaths occurred beyond last 24 hrs., reported today : 00



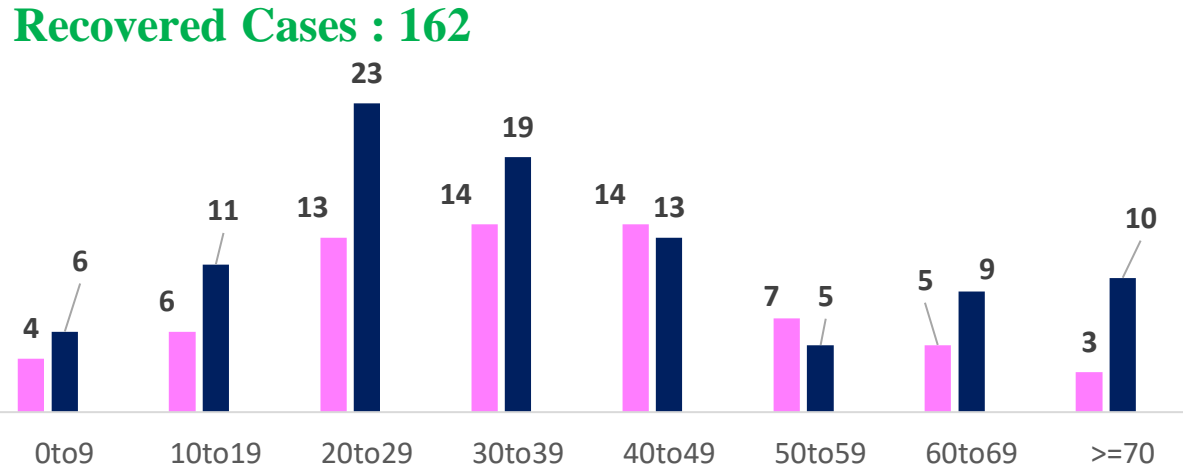
LAST 24 HOURS AGE GROUP AND GENDER WISE DISTRIBUTION



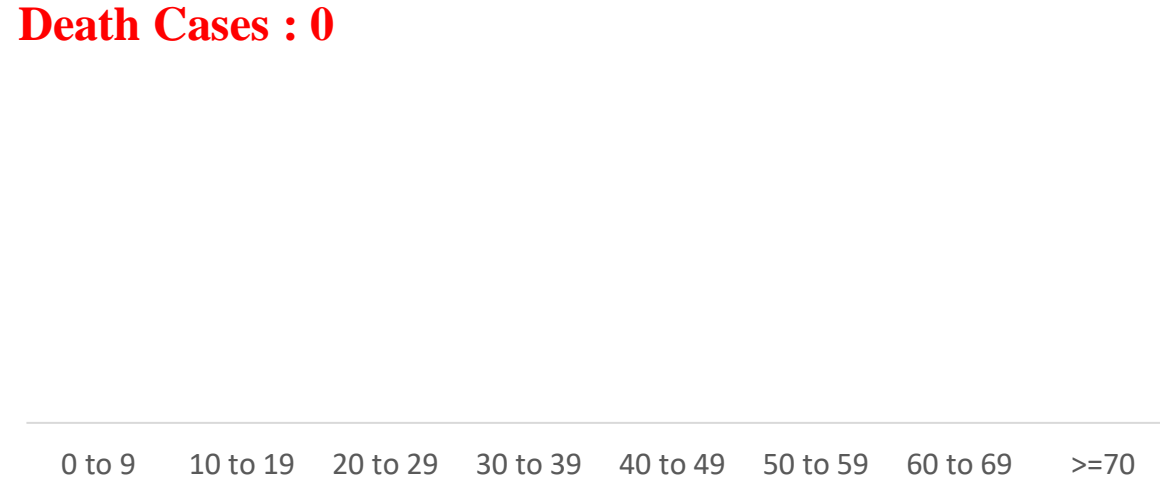
Positive Cases : 211



Recovered Cases : 162



Death Cases : 0





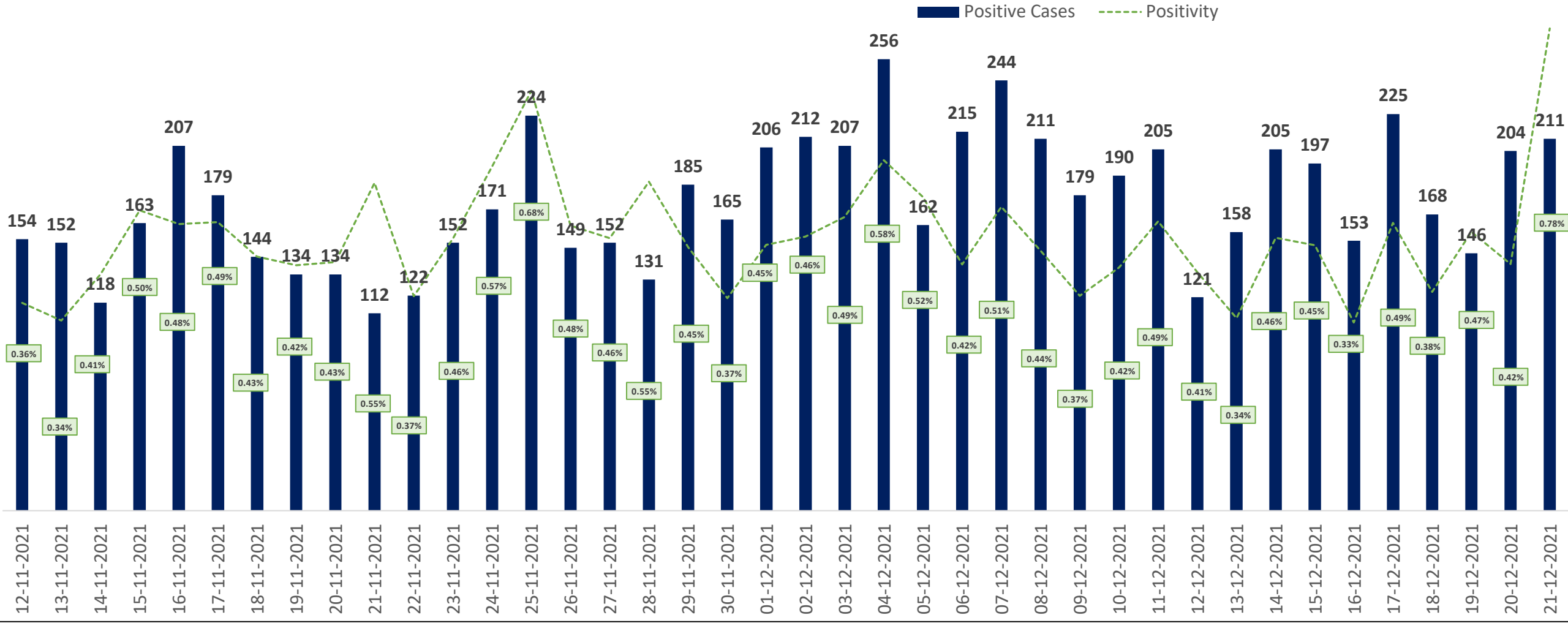
SNAPSHOT OF BENGALURU COVID-19 CASES IN LAST 8 WEEKS



	27-10-2021 To 02-10-2021	03-11-2021 To 09-11-2021	10-11-2021 To 16-11-2021	17-11-2021 To 23-11-2021	24-11-2021 To 30-11-2021	01-12-2021 To 07-12-2021	08-12-2021 To 14-12-2021	15-12-2021 To 21-12-2021
Total Positive Cases	1,102	1,096	1,110	977	1,177	1,502	1,269	1,304
Total Recovered Cases	1,101	913	1,554	1,960	1,357	976	1,116	1,128
Total Death Cases	26	12	13	10	12	16	18	6
Case Fatality Rate	2.36%	1.09%	1.17%	1.02%	1.02%	1.07%	1.42%	0.46%
Total Tests Conducted	2,96,445	2,77,307	2,75,866	2,19,289	2,36,097	3,06,970	3,03,009	2,86,093
Positivity Rate	0.37%	0.40%	0.40%	0.45%	0.50%	0.49%	0.42%	0.46%

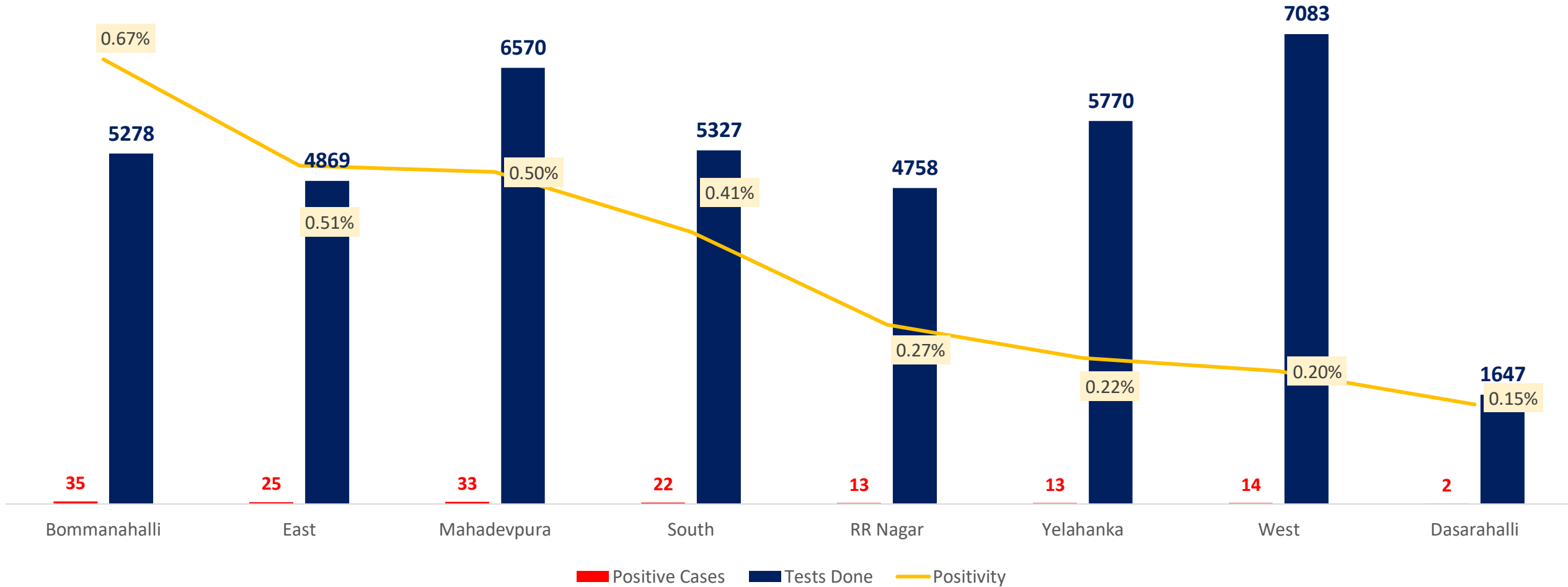


POSITIVITY RATE OF BENGALURU – LAST 40 DAYS



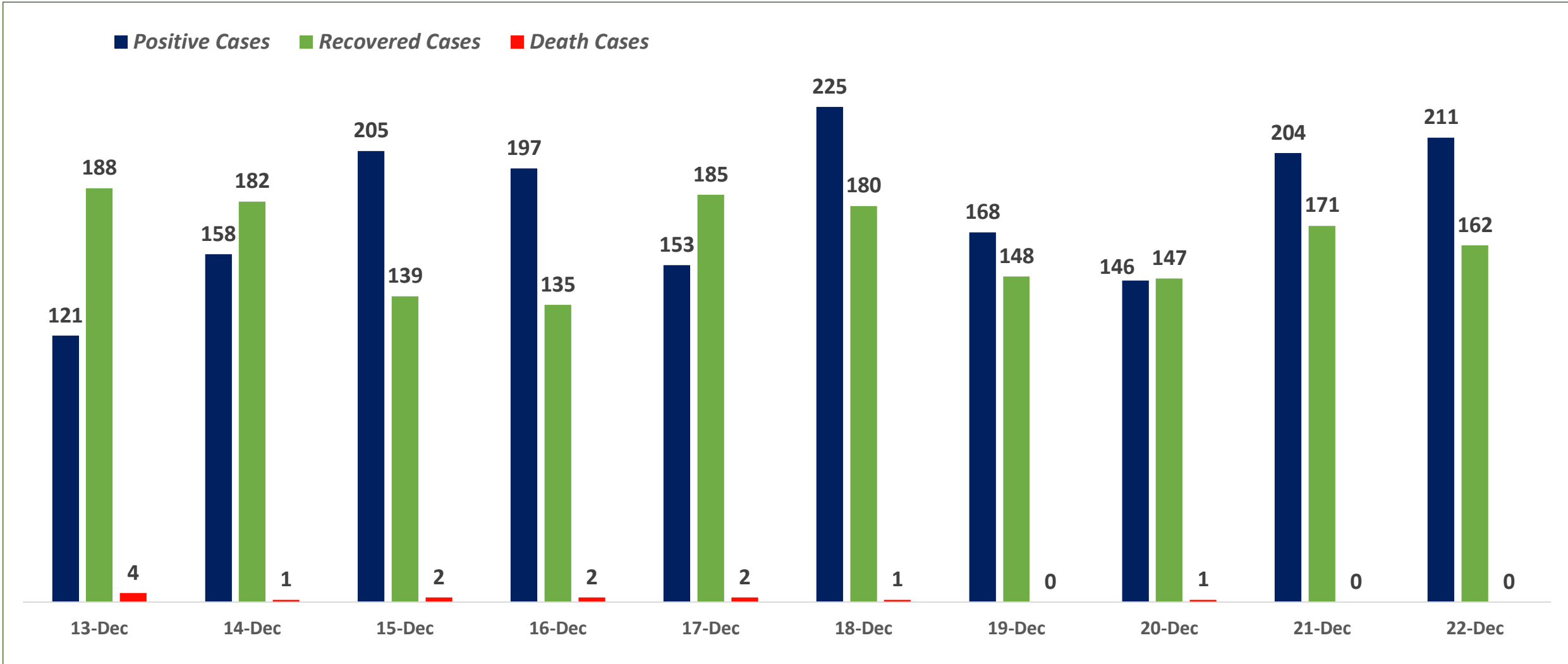


ZONE WISE AVERAGE POSITIVITY TREND FOR LAST WEEK





SNAPSHOT OF POSITIVE, RECOVERED AND DEATH CASES OVER LAST 10 DAYS ACROSS BBMP ZONES

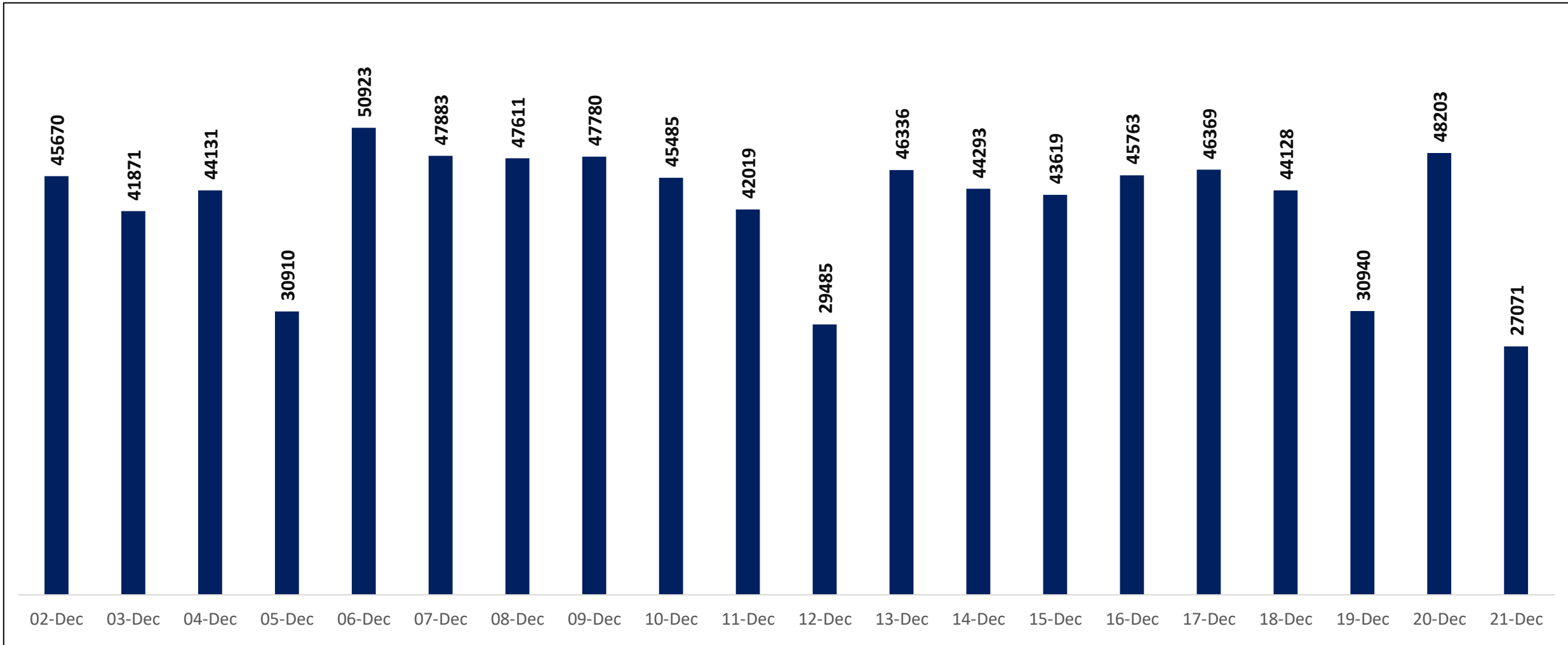




TESTING TRENDS IN BENGALURU

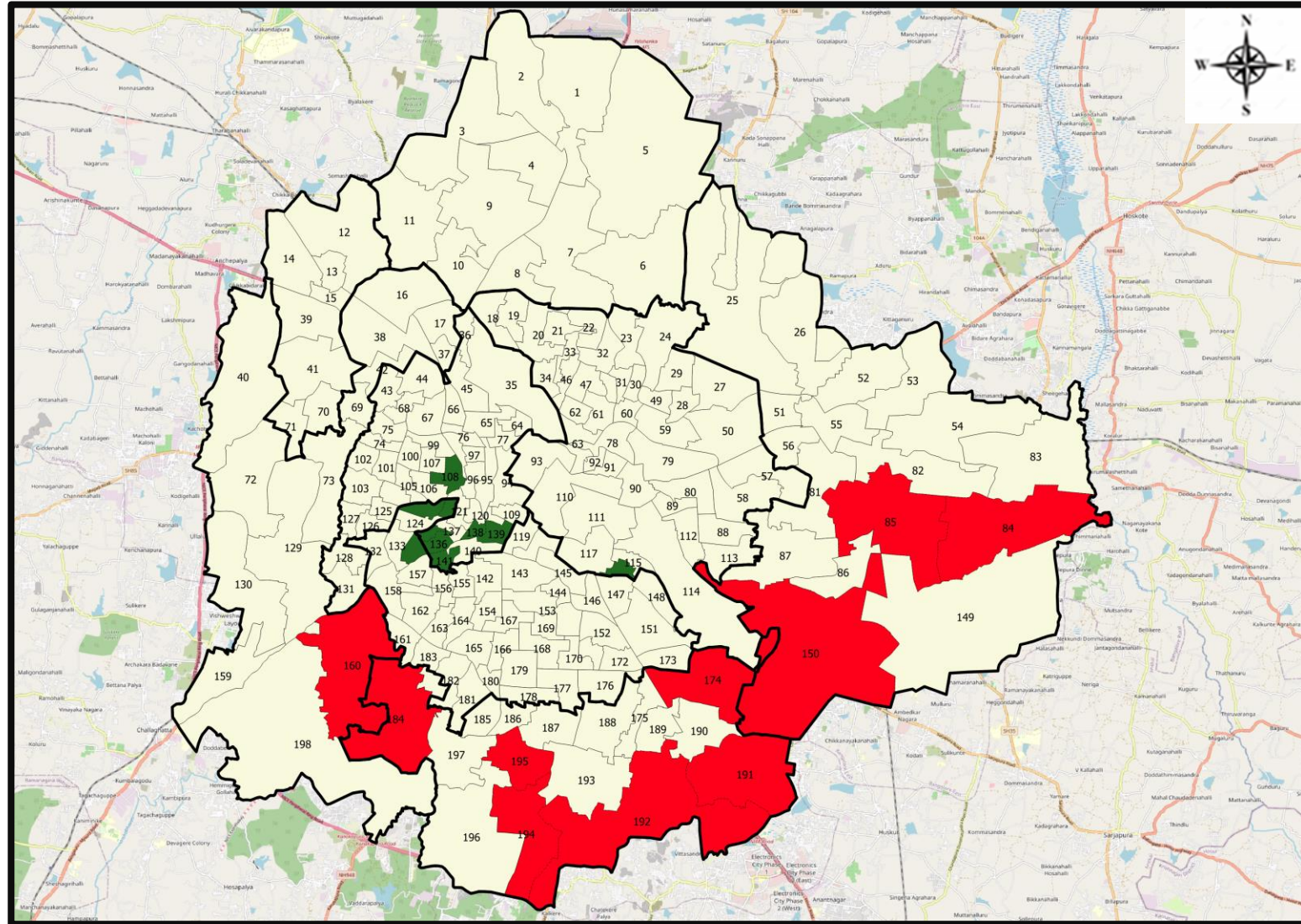


Total Test Conducted Till Date	Test Conducted Last 24 hours
2,35,28,597	27,071





BENGALURU URBAN MAP SHOWING TREND OF POSITIVE CASES IN LAST 10 DAYS



Top 10 wards reporting highest number of positive cases in last 10 days

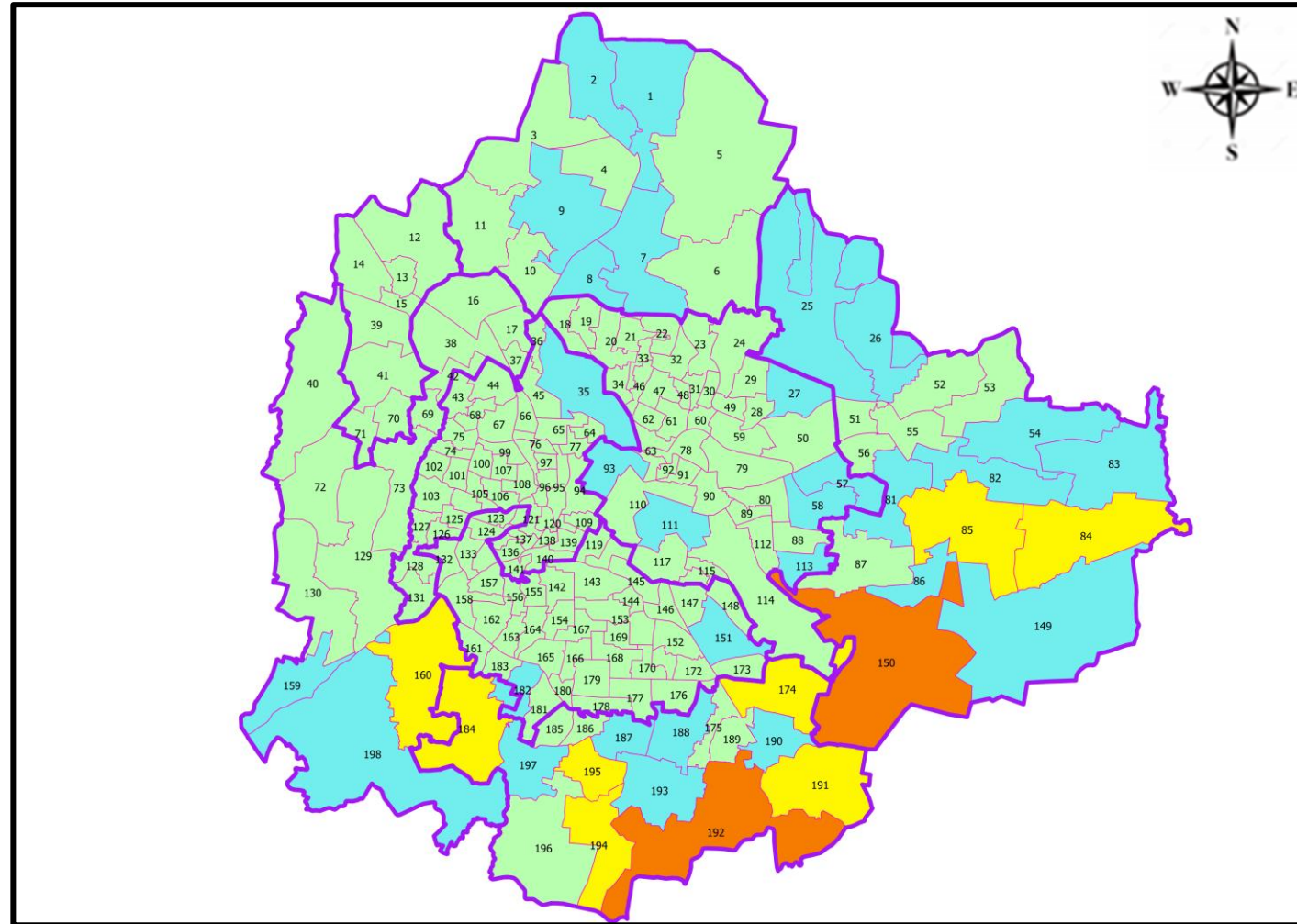
Ward No.	Ward Name	Daily Cases Average
150	Bellanduru	7
192	Begur	5
85	Dodda Nekkundi	5
191	Singasandra	4
194	Gottigere	4
174	HSR Layout	4
84	Hagadur	3
160	Rajarajeshwari Nagar	3
184	Uttarahalli	3
195	Konanakunte	3







Top 10 wards reporting least number of positive cases in last 10 days

Ward No.	Ward Name	Daily Cases Average
141	Azad Nagar	0
139	K R Market	0
138	Chalavadipalya	0
136	Jagajivanram Nagar	0
135	Padarayanapura	0
134	Bapuji Nagar	0
123	Vijayanagara	0
122	Kempapura Agrahara	0
116	Nilasandra	0
108	Srirammandir	0



BENGALURU MAP SHOWING INTENSITY OF POSITIVE CASES IN LAST 10 DAYS



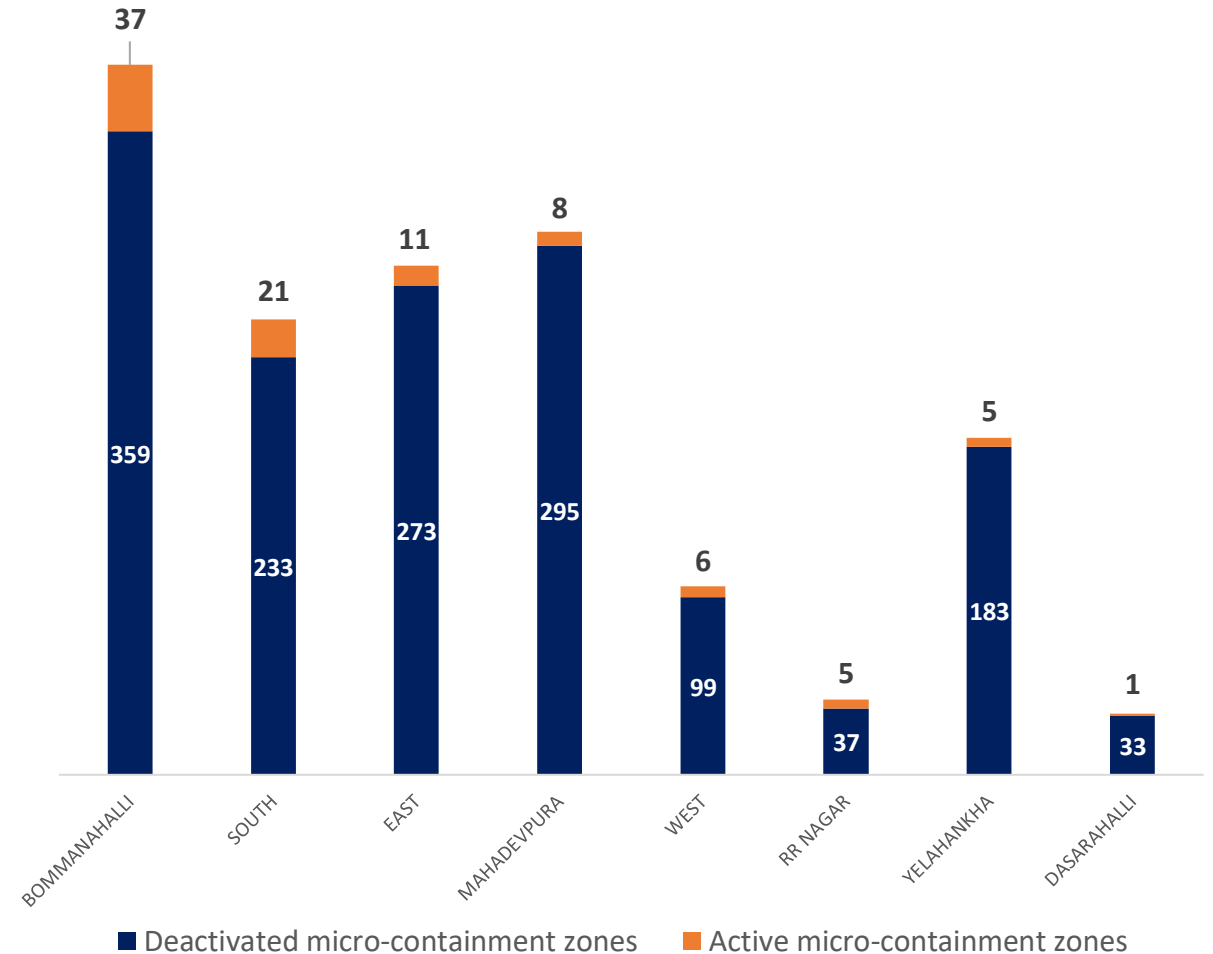
-  **Level 1 : 0 to 10 Cases**
-  **Level 2 : 10 to 25 Cases**
-  **Level 3 : 25 to 50 Cases**
-  **Level 4 : 50 to 100 Cases**
-  **Level 5 : Above 100 Cases**
-  **Zone Boundaries**



CONTAINMENT ZONE DETAILS



ZONE	TOTAL DECLARED	TOTAL DEACTIVATED	TOTAL ACTIVE
BOMMANAHALLI	396	359	37
SOUTH	254	233	21
EAST	284	273	11
MAHADEVPURA	303	295	8
WEST	105	99	6
RR NAGAR	42	37	5
YELAHANKHA	188	183	5
DASARAHALLI	34	33	1
TOTAL	1606	1512	94





COVID BED STATUS AS ON 22.12.2021

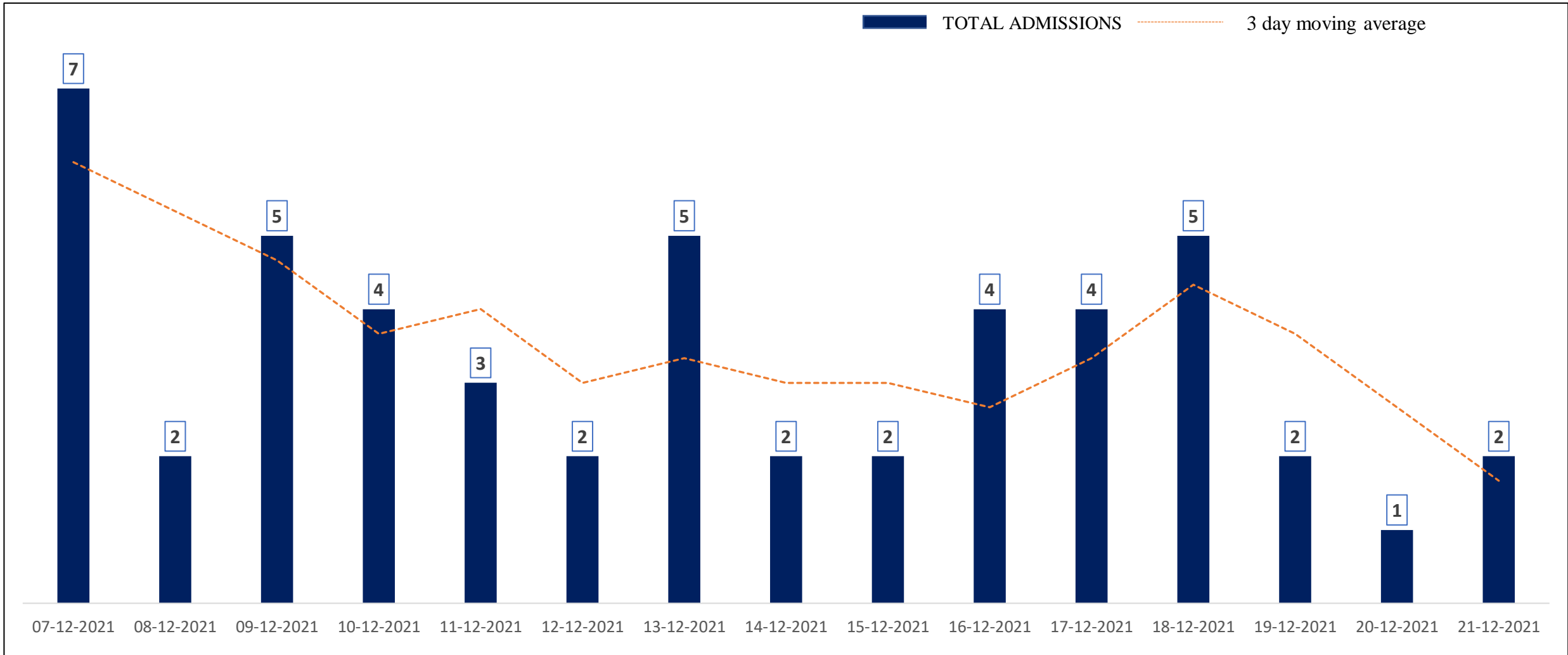


SR. NO.	Facility Type	No. of Hospital	Total Allocated Beds for C+ Patients					Occupied Beds for C+ Patients					Net Available Beds for C+ Patients				
			Gen Beds	HDU	ICU Beds	ICU-V	Total	Gen Beds	HDU	ICU Beds	ICU-V	Total	Gen Beds	HDU	ICU Beds	ICU-V	Total
1	Government Medical Colleges	4	20	621	53	76	770	0	8	2	0	10	20	613	51	76	760
2	Government Hospitals	16	664	210	65	127	1,066	4	7	2	2	15	660	203	63	125	1,051
3	Covid Care Centres	2	90					0					90				
Total Beds		22	774	831	118	203	1,926	4	15	4	2	25	770	816	114	201	1,901

* Status as on 22.12.2021 – 6:00 PM



HOSPITAL & CCC ADMISSIONS LAST 15 DAYS TREND



* Only Government Quota Admissions through CHBMS considered

* Only Fresh Admissions considered

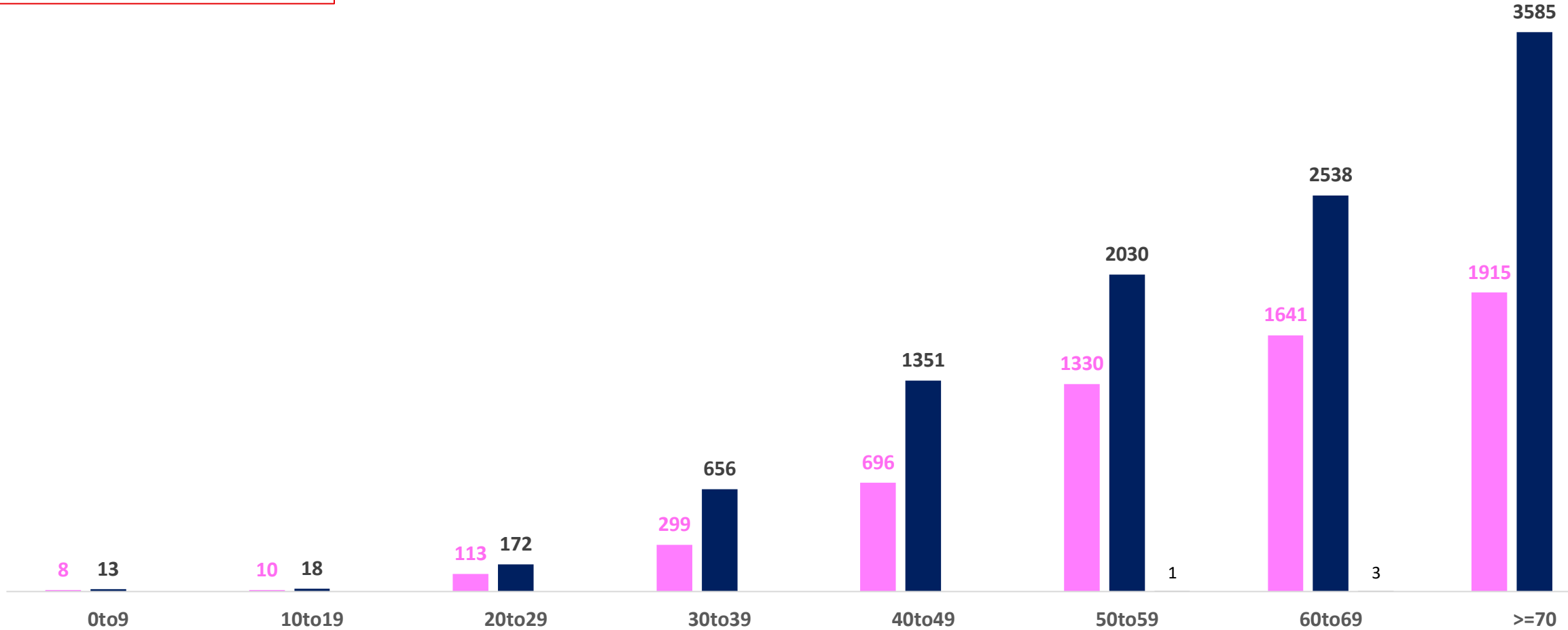


AGE AND GENDER WISE DISTRIBUTION OF DEATH CASES



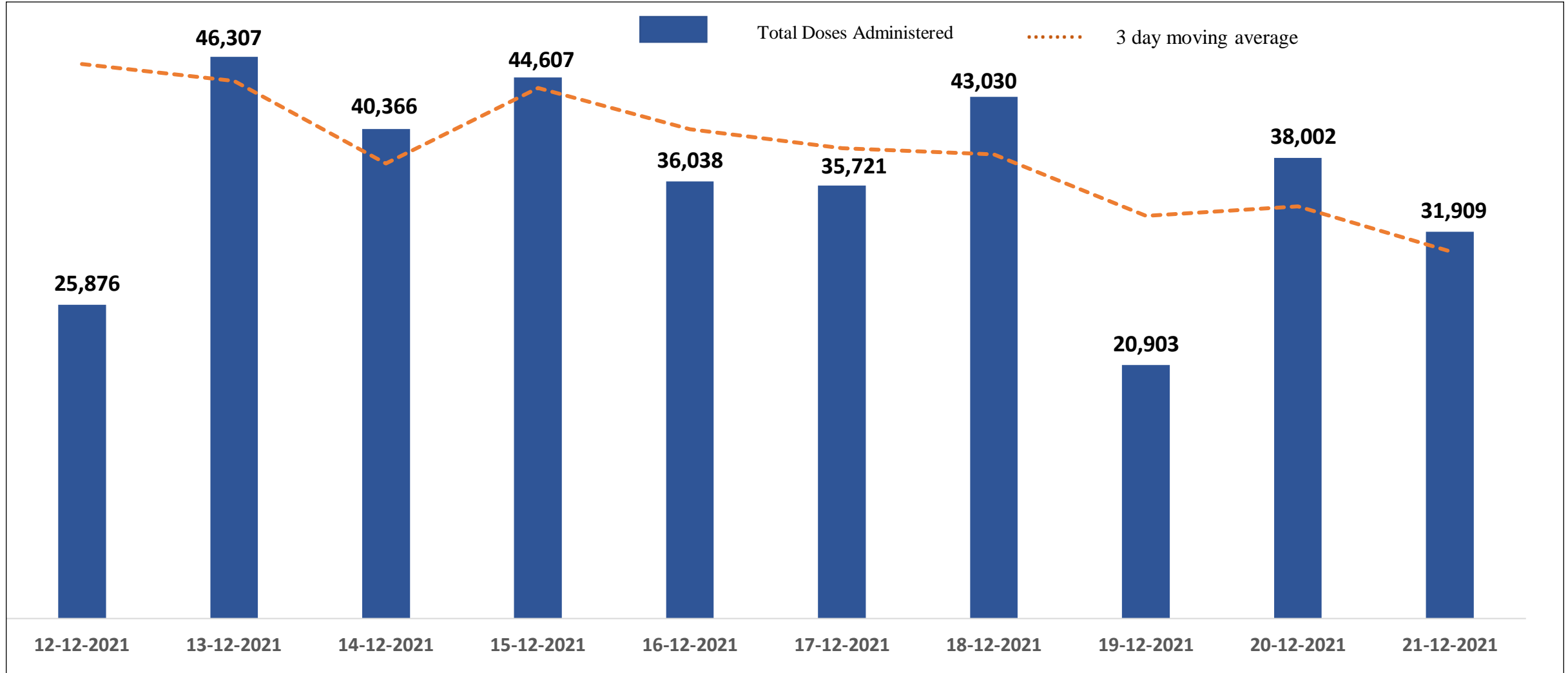
Death Cases: 16,379

Female Male Transgender





TOTAL VACCINE DOSES ADMINISTERED IN LAST 10 DAYS

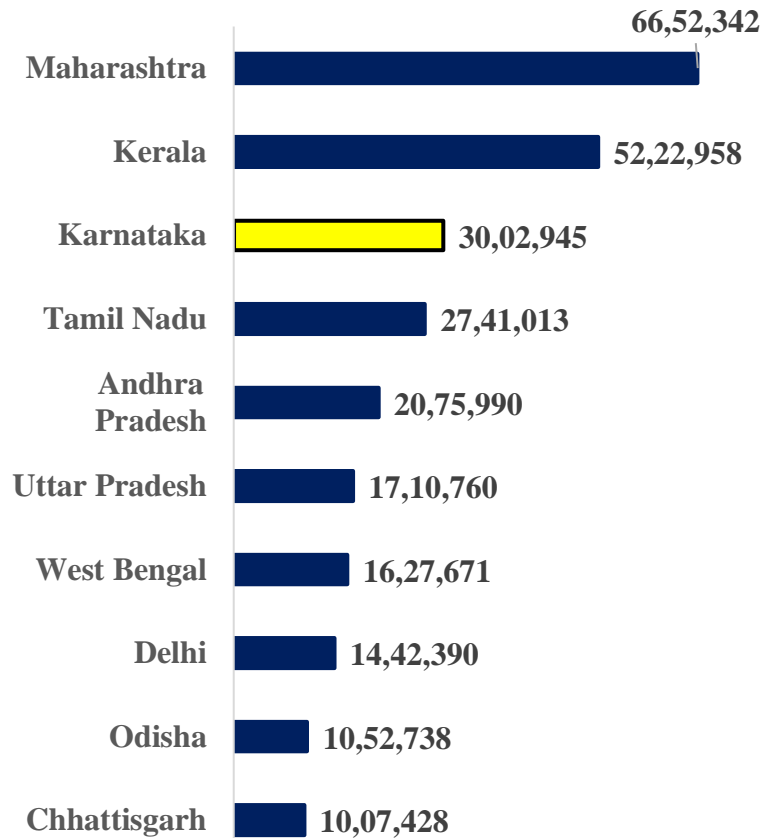




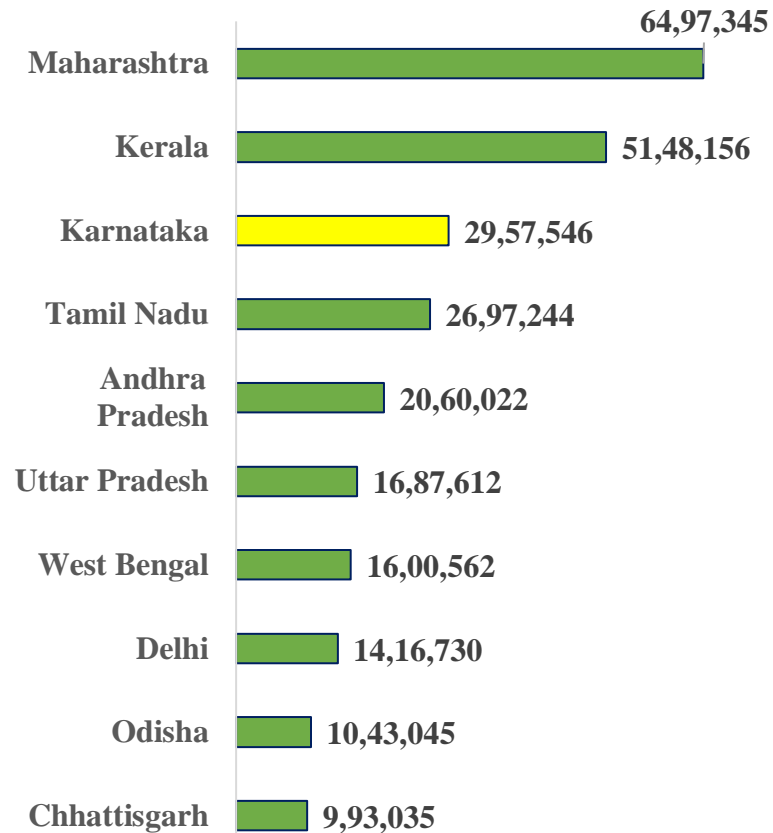
TOP 10 COVID19 AFFECTED INDIAN STATES



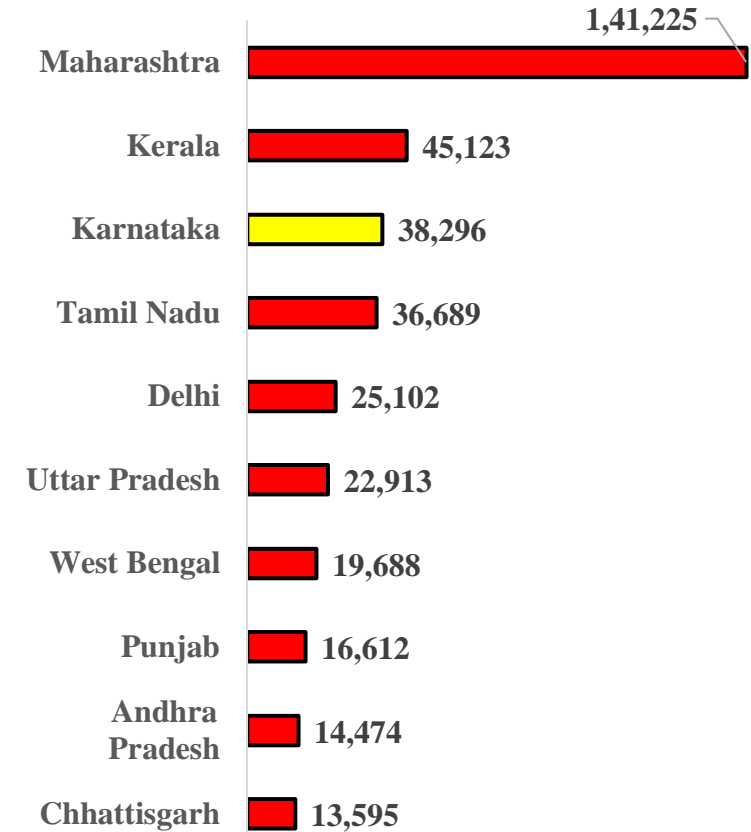
Total Positive Cases



Total Recovered Cases



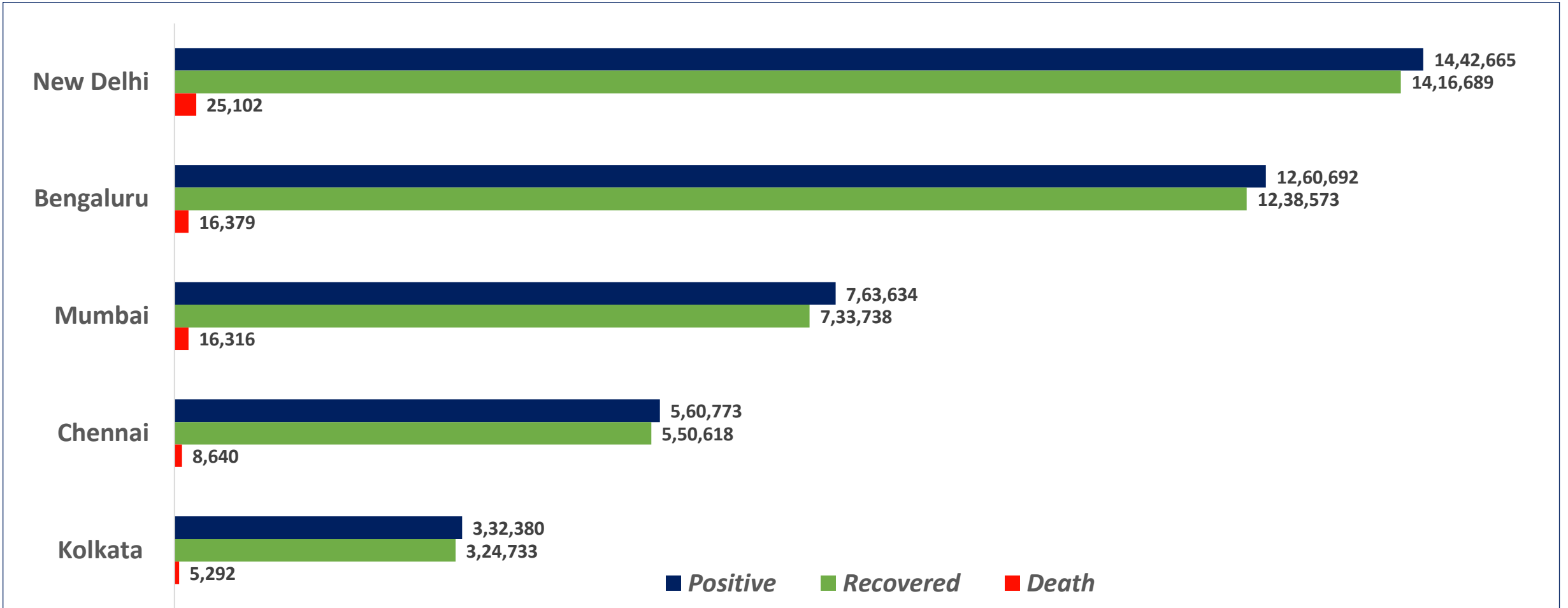
Total Death Cases



Source : <https://www.covid19tracker.in/> / at 5:00 pm (22.12.2021)



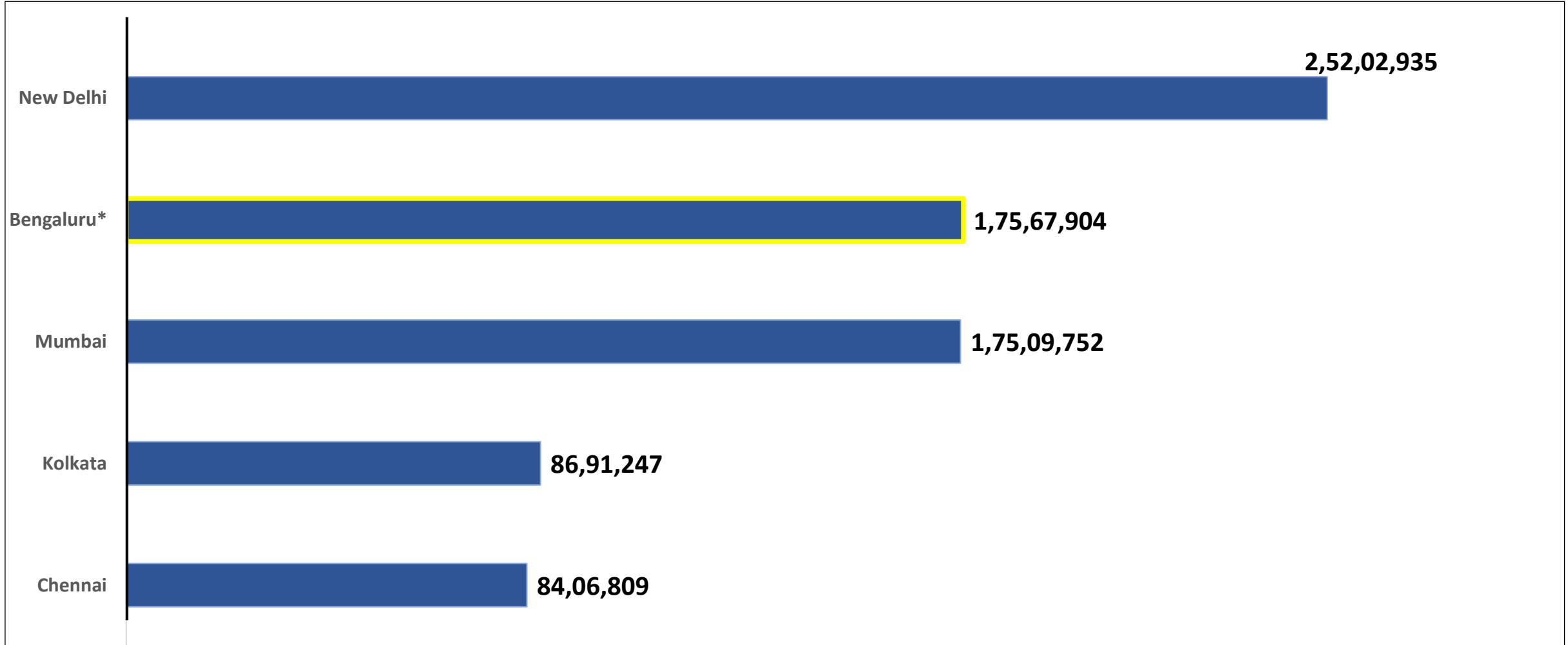
BENGALURU AND OTHER METROPOLITIAN CITIES



Source : <https://www.covid19tracker.in/> at 5:00 pm (22.12.2021)



VACCINE DOSES ADMINISTERED IN BENGALURU AND OTHER METROPOLITAN CITIES



Source : <https://dashboard.cowin.gov.in/> at 5:00 pm (22.12.2021)

*includes BBMP & Bengaluru Urban



SNAPSHOT OF COVID-19 CASES IN BENGALURU URBAN



**Total Wards With
< =10 Cases* :
159**

**Tests Conducted
On 21.12.2021:
27,071**

**Recovery
Rate:
98.25%**

**Total
Active Cases :
5,740**

**Total Vaccinated on
21.12.2021:
31,909**

**Positivity
Rate* :
0.46%**

**Active
Rate:
0.46%**

**Case
Fatality Rate* :
0.46%**



*Total positive cases In the past 10 days

*CFR and positivity is for Past 7 days



ಬೃಹತ್ ಬೆಂಗಳೂರು ಮಹಾನಗರ ಪಾಲಿಕೆ
Bruhat Bengaluru Mahanagara Palike



Download BBMP Bulletin	https://apps.bbmpgov.in/covid19/mediabulletin.php
For BBMPCovid19 Bed Status:	https://apps.bbmpgov.in/covid19/en/Bedstatus.php
To register for vaccination :	https://selfregistration.cowin.gov.in/
BBMP COVID19 Dashboard:	https://apps.bbmpgov.in/covid19/
Follow us on:	 www.facebook.com/bbmp.comm1/
	 twitter.com/BBMPCOMM

Issued by:

Honorable Chief Commissioner, BBMP
Special Commissioner Health & IT, BBMP
MD, Bengaluru Smart City Limited

THANK YOU !

Ministry of Health & Family Welfare Government of India
ಆರೋಗ್ಯ ಮತ್ತು ಕುಟುಂಬ ಕಲ್ಯಾಣ ಇಲಾಖೆ
75 Azadi Ka Amrit Mahotsav

ನೀವೆಷ್ಟು ಕೋವಿಡ್ ಸುರಕ್ಷಿತ?

ನಾನು ಲಸಿಕೆ ಪಡೆದಿದ್ದೇನೆ
COVID-19
ಲಸಿಕೆಯ ಎರಡೂ ಡೋಸ್‌ಗಳನ್ನು ಪಡೆದಿದ್ದರೆ ನಾನು ಹೆಚ್ಚು ಸುರಕ್ಷಿತವಾಗಿರುತ್ತೇನೆ.
ನಿಜ ✓
ಸುಳ್ಳು

ನಾನು ಲಸಿಕೆ ಪಡೆದಿದ್ದರೆ ಕೋವಿಡ್ ಸೂಕ್ತ ನಡವಳಿಗಳನ್ನು ಗಮನಿಸುವ ಅವಶ್ಯಕತೆಯಿರುವುದಿಲ್ಲ.
ಸುಳ್ಳು ✓
ನಿಜ

ನಾನು ಲಸಿಕೆ ಪಡೆದಿದ್ದರೂ ಸಹ ಕೋವಿಡ್ ಸೂಕ್ತ ನಡವಳಿಗಳನ್ನು ಗಮನಿಸದಿದ್ದರೆ ನಾನು ಪ್ರಸಾರ ಕೋವಿಡ್ ಸೋಂಕಿನಾಗಬಹುದು ಹಾಗೂ ಕೋವಿಡ್‌ನ್ನು ಬೇರೆಯವರಿಗೆ ಹರಡಬಹುದು.
ನಿಜ ✓
ಸುಳ್ಳು

ಕೋವಿಡ್ ಸೂಕ್ತ ನಡವಳಿಗಳೆಂದರೆ ಮಾಸ್ಕ್ ಧರಿಸುವುದು, ದೈಹಿಕ ಅಂತರ ಕಾಯ್ದುಕೊಳ್ಳುವುದು ಹಾಗೂ ಆಗಾಗ್ಗೆ ಕೈಗಳನ್ನು ತೊಳೆದುಕೊಳ್ಳುವುದು.
ನಿಜ ✓
ಸುಳ್ಳು

ದ್ವರ, ನೆಗಡಿ, ಕೆಮ್ಮು ತರಹದ ಕೋವಿಡ್-19 ಲಕ್ಷಣಗಳಿದ್ದಲ್ಲಿ ಅಥವಾ ಹೆಚ್ಚಿನ ಮಾಹಿತಿಗಾಗಿ 24X7 ಉಚಿತ ಆರೋಗ್ಯ ಸಹಾಯವಾಣಿ 104ಕ್ಕೆ ಕರೆ ಮಾಡಿ ಎಲ್ಲರಿಗೂ ಆರೋಗ್ಯ, ಎಲ್ಲೆಡೆಯೂ ಆರೋಗ್ಯ
Mask Up KARNATAKA
@DHFwKA

